
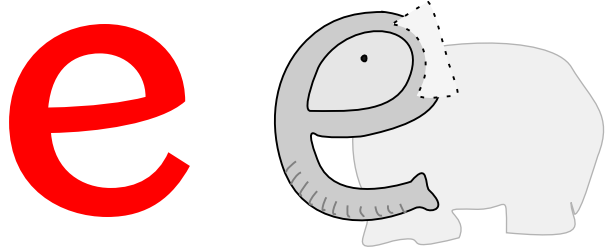


## Letter Search

Circle all the letter e's inside the box.  
(There are six.)


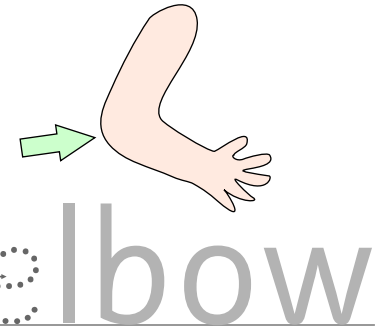



Name: \_\_\_\_\_



## Writing Page

Trace the "e" letters in these words. NOTE: The child is NOT expected to be able to read all of the words.

Name: \_\_\_\_\_



(fold or cut)



**Coloring Page**

Color the picture  
and the word.

Name: \_\_\_\_\_




ed ted

**Maze**

Help Ted find his  
pants – use your pencil or  
crayon to trace the path.

Name: \_\_\_\_\_



## Spot the Difference

Draw a circle around all the differences you can find.  
There are six differences.

Name: \_\_\_\_\_



## Writing Page

Trace the words.

Name: \_\_\_\_\_



ed



ted



don

(fold or cut)

